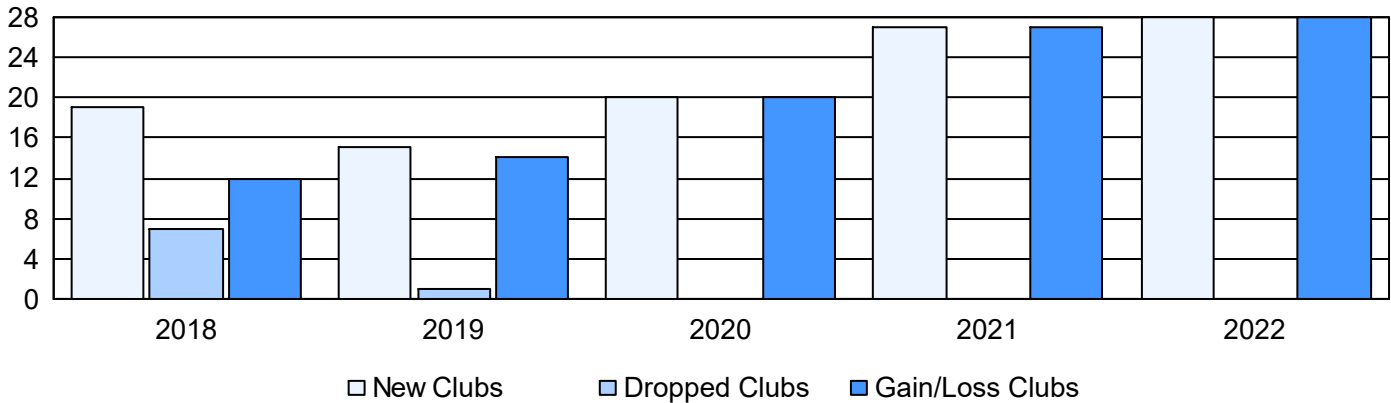


Multiple District E

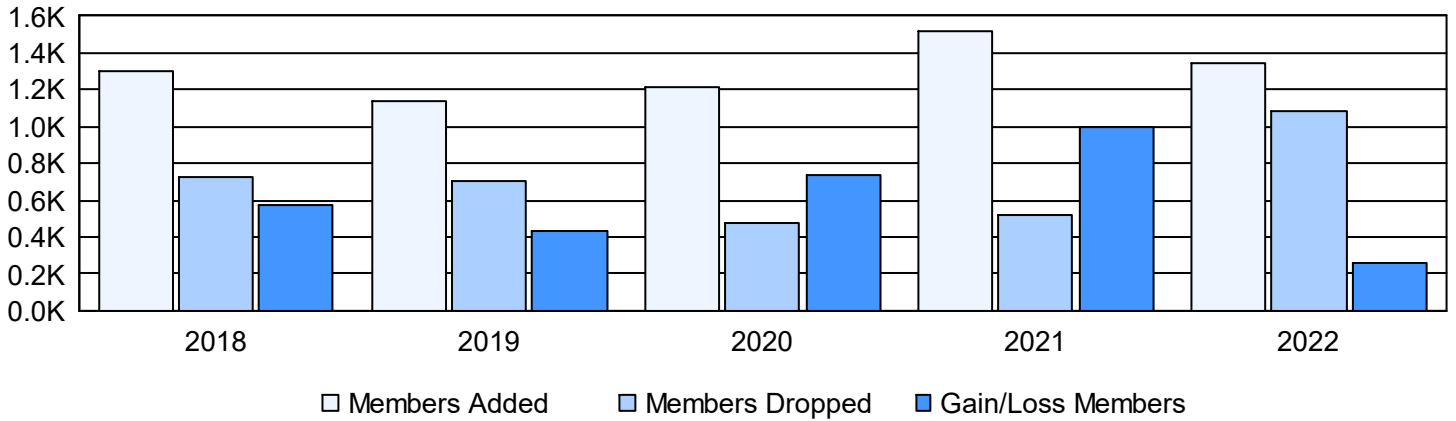
As of June 2022 Cumulative

Year	New Clubs	Dropped Clubs	Gain/Loss Clubs	New Members	Charter Members	Reinstate Members	Transfer Members	Total Member Added	Total Members Dropped	Gain/Loss Members
2017-2018	19	7	12	722	543	18	19	1,302	727	575
2018-2019	15	1	14	701	413	7	20	1,141	704	437
2019-2020	20	0	20	707	463	8	33	1,211	477	734
2020-2021	27	0	27	786	679	29	23	1,517	520	997
2021-2022	28	0	28	606	715	10	16	1,347	1,089	258
Average	22	2	20	704	563	14	22	1,304	703	600

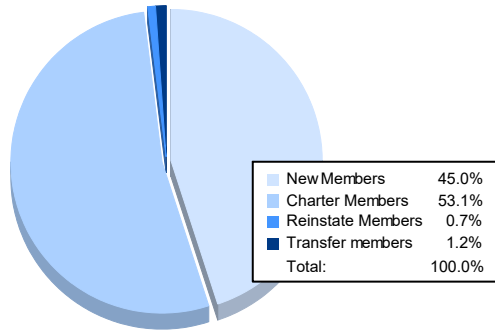
Clubs



Members



Membership Composition June 2022 Cumulative



Gender Composition June 2022 Cumulative

